

AddFilesToProcessInstance

The AddFilesToProcessInstance timer browses through a folder on the server. To filter a specific part of the filename a regex has to be given. Now in every instance a variable and its value is read out. It is alternatively possible to read out use the regex on the instance's name instead of the variable's value. A part of the vlaue of this variable is now filtered out with a regex. If the part of the filename matches the part of the variable value. the file is attached to the instance. Following that the file can be moved or deleted.

Timer Name

any

Webservice Name

DMSManager

Webservice Method

addFilesToProcessInstance

Parameter

Path

Explanation (s. [example](#)) The path for the files that have to be brwosed through has to be given here. On a Windows server slashes (/) and not backslashes (\) have to be used.

Attention! After the file a / or \ has to follow, e.g. C:/temp/

File Regex

The regex after which th part of the filename has to be filtered has to be given here. The wanted part has to given in parentheses ("("). Explanation (s. [example](#))

Variable Regex

The regex after which the wanted part of the variable's value has to be filtered has to be given here. The wanted part has to be given in parentheses ("("").

Definition name

The definition, which the instances belongs to has to be given here.

Variable

The name of the variable of which the value is to be browsed through has to be given here. If instead of the variable the instance's name should be searched, **processinstance** has to be given instead of the variable name.

Deleting

Here you have to specify whether the file should be deleted (true) or moved (false).

Moving path

If in the previous parameter "false" is given, the path to which the file should be moved has to be given here. On a Windows server slashes (/) and not backslashes (\) have to be used.

Attention! After the file a / or \ has to follow, e.g. C:/temp/

Attention! Do not let the last parameter empty.

Examples

Different examples for the parameters, or the regex.

Example 1

This combination browses through the file name as well as the variable value according to the first sequence of numbers and compares them.

- C:/tmp/,[0-9]+),([0-9]+),definitionname,applicant,true,C:/tmp/old/

Example 2

In this combination the file name and the variable name have to match.

- C:/tmp/,(.*),(.*),definitionname,applicant,false,C:/tmp/old/

Example 3



In this combination the respectively first letter sequence is compared.


- C:/tmp/,[A-Za-z]*),([A-Za-z]*),definitionname,applicant,false,C:/tmp/old/

Example 4

This combination searches for a versioned file with a fixed prefix. In this case "tim_". The prefix with the attached number has to be present in the variable value. e.g.: "tim_24.png"

- C:/tmp/,(tim_[0-9]+),(tim_[0-9]+),Definitionname,antragsteller,false,C:/tmp/old/

 Eigenschaften 

Eigenschaften 

Timer Name

addFiles

Webservice Name

ProcessVariableManager


Webservice Methode

addFilesToProcessInstance

Parameter

C:/tmp/,([0-9]+),([0-9]+),Definitionname,antragsteller,true,C:/tmp,

Ausführender Benutzer

pm 

Startzeitpunkt

Zeit bis Start

1s

Zeitintervall

1s

Max. Durchläufe

1

Durchläufe

0

Status

Letzte Ausführung

16.05.2014 10:26

Speichern

Dependencies

v4.0

From:
<https://wiki.tim-solutions.de/> - **TIM Wiki** / **NEW TIM 6 Documentation**

Permanent link:
<https://wiki.tim-solutions.de/doku.php?id=en:software:tim:timer:addfilestoprocessinstance&rev=1522237833>

Last update: **2021/07/01 09:55**

