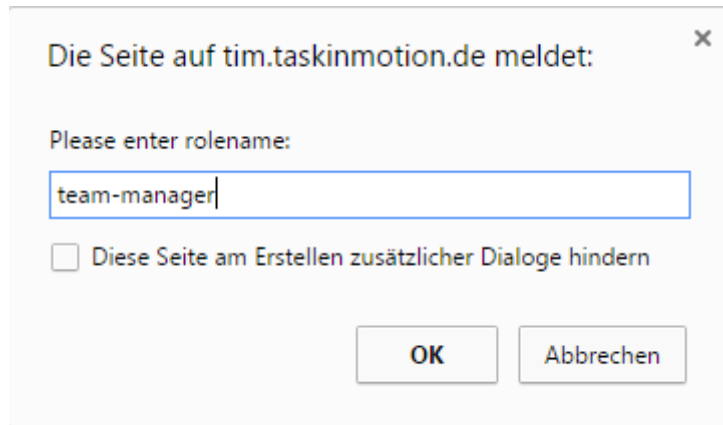
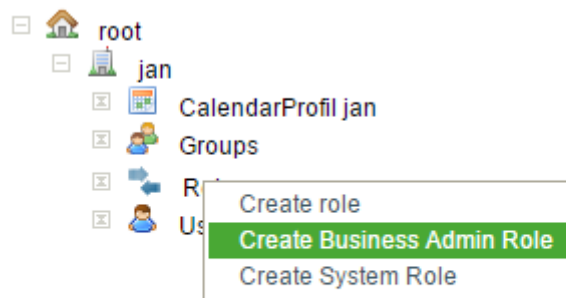


Role: Team Manager

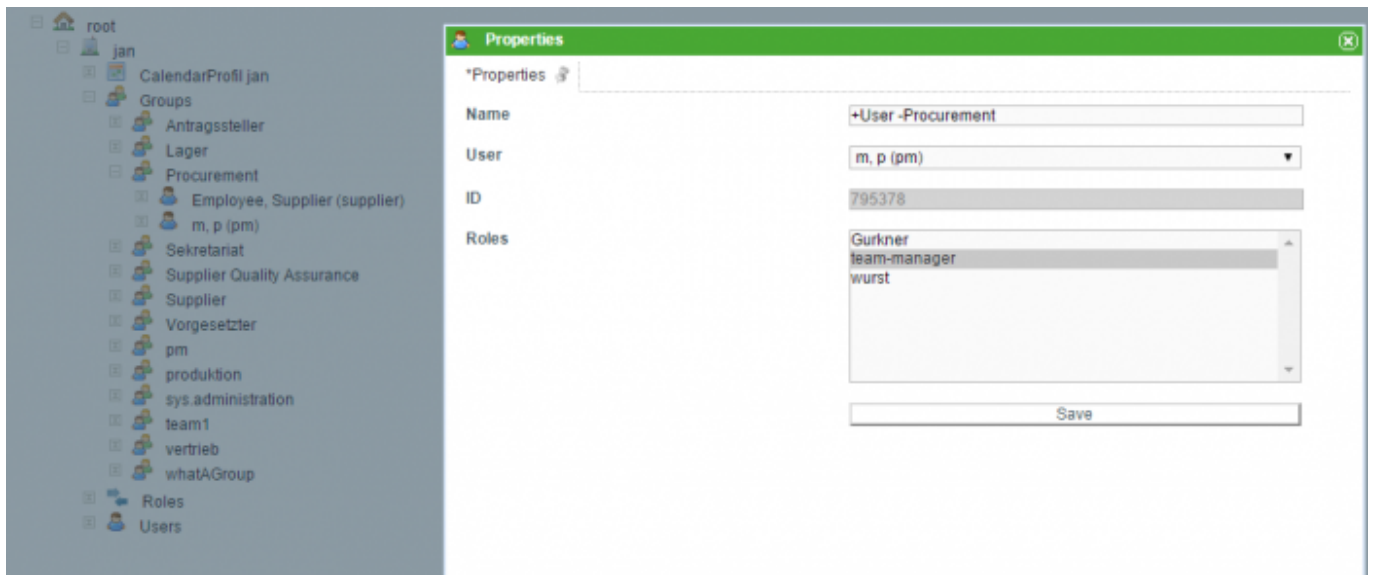
With the administration client it is possible to create [roles](#). The role “team manager” is a special role; with this role, it is possible to declare one or more users as “team leader” of a group. Team leaders are allowed to [assign](#) tasks to other member of the group. Assignments can only be made to members in the same group. If the role “Team Manager” is already defined in the system, step 1 can be skipped.

Creating a Team Manager

1. (This step can be skipped if the role already exists) First, the role “team-manager” has to be created. (create new roles: [Administration](#))



2. The second step is to define one or more users as team manager(s) by designating them this role. To do this, the user is selected from the group list. Next, a pop-up window appears, in which the new role is selected.



3. The team manager can now assign tasks within his/her group. This is possible using the properties menu of the chosen task.

Assignment

Group

Actor

- please select...
- Hans (test2)
- Neumaier, Maximilian (pm)
- test, test (test)

From: <https://wiki.tim-solutions.de/> - TIM Wiki / [NEW TIM 6 Documentation](#)

Permanent link: https://wiki.tim-solutions.de/doku.php?id=en:software:tim:team_manager&rev=1461241084

Last update: 2021/07/01 09:55

