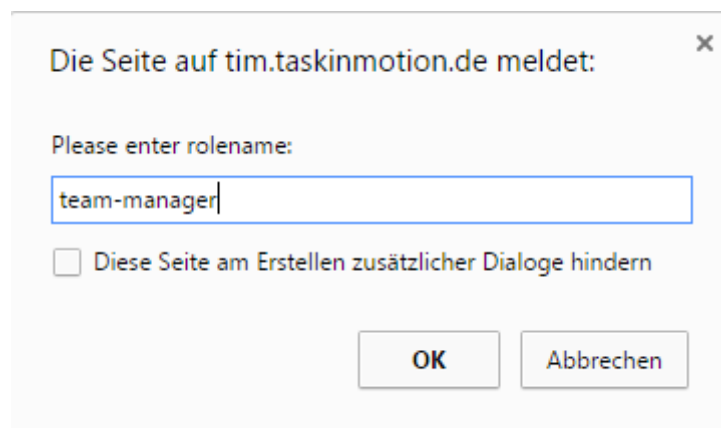
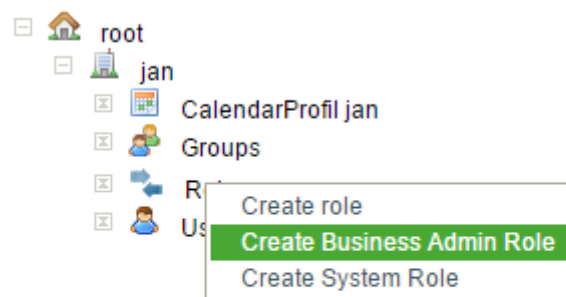


Role: Team Manager

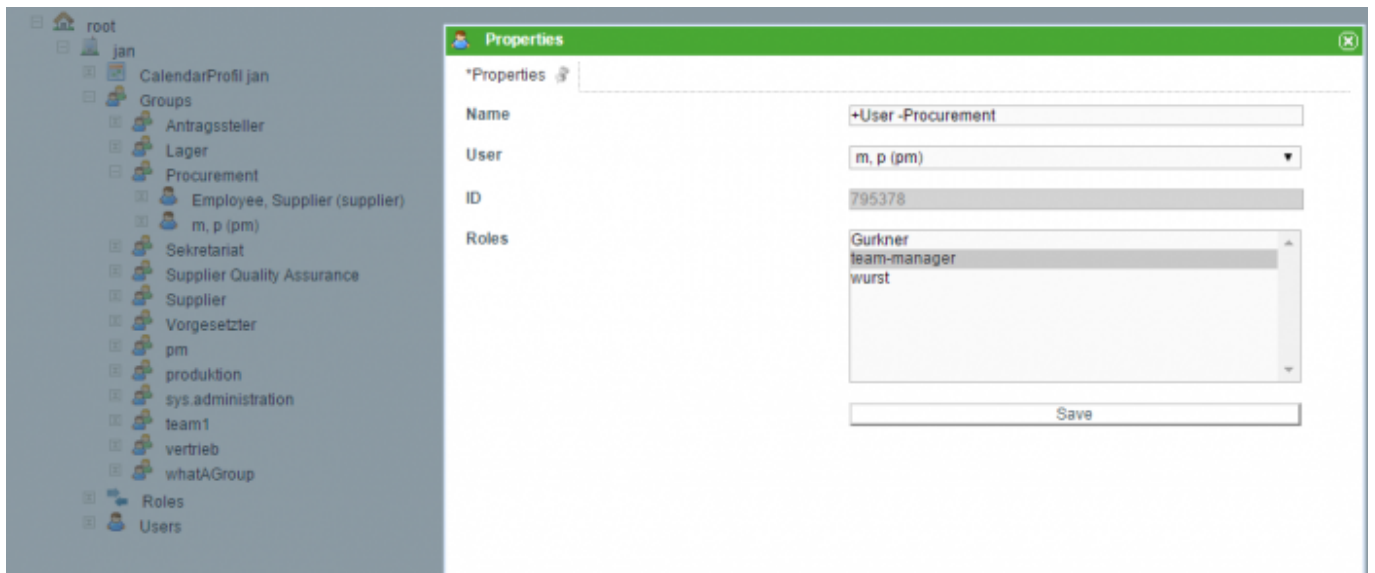
With the administration client it is possible to create [roles](#). The role “team manager” is a special role; with this role, it is possible to declare one or more users as “team leader” of a group. Team leaders are allowed to [assign](#) tasks to other member of the group. Assignments can only be made to members in the same group. If the role “Team Manager” is already defined in the system, step 1 can be skipped.

Creating a Team Manager

1. (This step can be skipped if the role already exists) First, the role “team-manager” has to be created. (create new roles: [Administration](#))



2. The second step is to define one or more users as team manager(s) by designating them this role. Therefore, the user has to be selected from the group list. The role is selected in the pop-up.



3. The team manager can now assign tasks within his group. This is possible using the properties menu of a task.

Assignment

Group

Actor

- please select...
- Hans (test2)
- Neumaier, Maximilian (pm)
- test, test (test)

From: <https://wiki.tim-solutions.de/> - TIM Wiki / [NEW TIM 6 Documentation](#)

Permanent link: https://wiki.tim-solutions.de/doku.php?id=en:software:tim:team_manager&rev=1449584054

Last update: 2021/07/01 09:54

