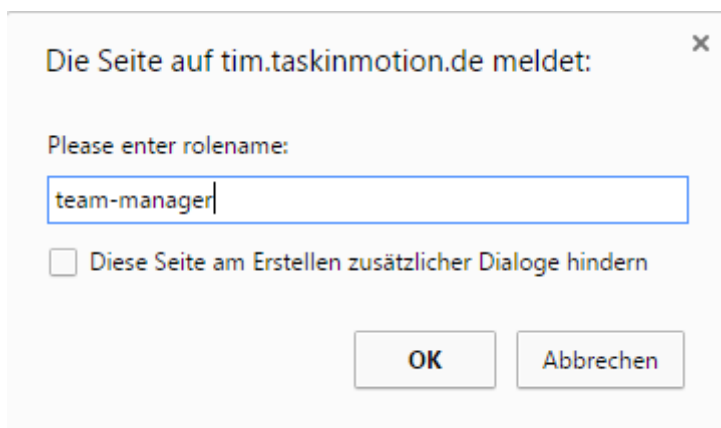
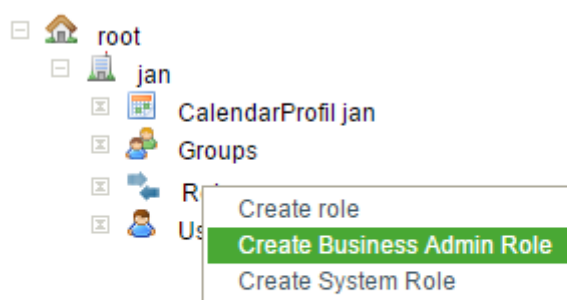


## Role: Team Manager

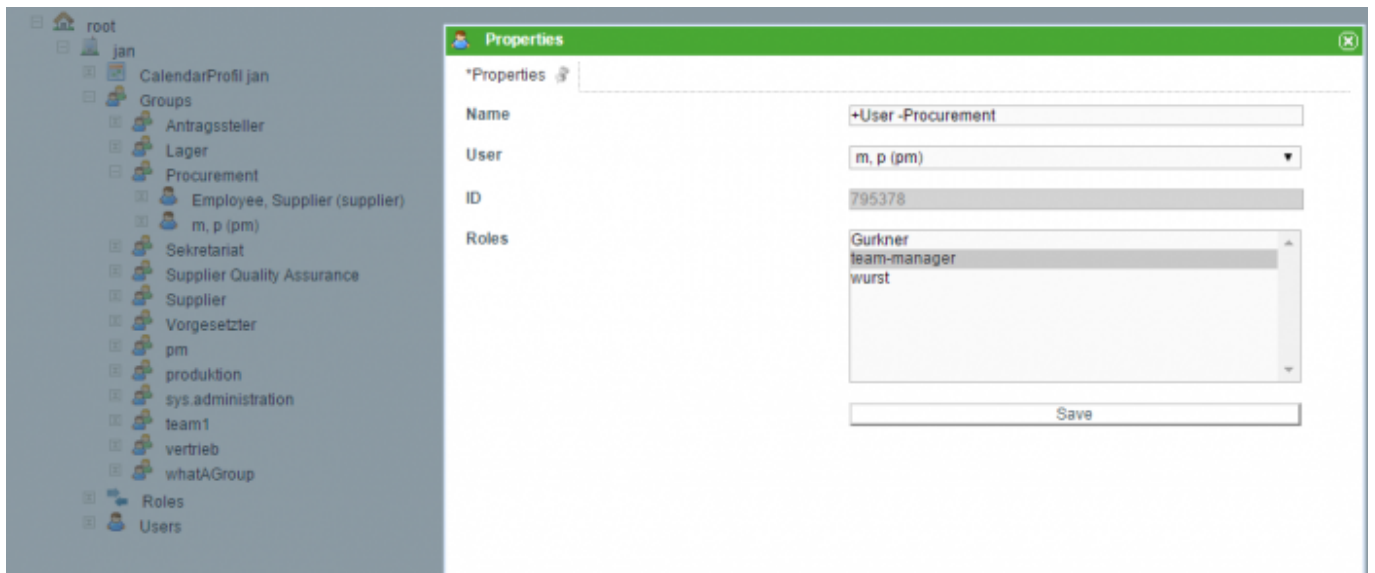
With the administrationclient it is possible to create [roles](#). The role "team manager" is a special role. With this role it is possible to declare one or more users as "team leader" of a group. For a team leader it is allowed to [assign](#) tasks to other member of the group. The assignment is only possible to members in the same group. If the role "Team Manager" is already defined in the system, step 1 can be skipped.

### Creating a teamleader

**1.** (This step can be skipped if the role is already created)In the first step the role "team-manager" has to be created. (create new roles: [Administration](#))



**2.** The second step is to define one or more users as team leader by giving him this role. Therefore the user has to be selected in the grouplist. In the popup you have to select the role.



3. The team leader can now assign tasks in his group. This is possible in the properties of a task.

#### Assignment

Group

Actor

From: <https://wiki.tim-solutions.de/> - [TIM Wiki](#) / [NEW TIM 6 Documentation](#)

Permanent link: [https://wiki.tim-solutions.de/doku.php?id=en:software:tim:team\\_manager&rev=1447927137](https://wiki.tim-solutions.de/doku.php?id=en:software:tim:team_manager&rev=1447927137)

Last update: 2021/07/01 09:55

