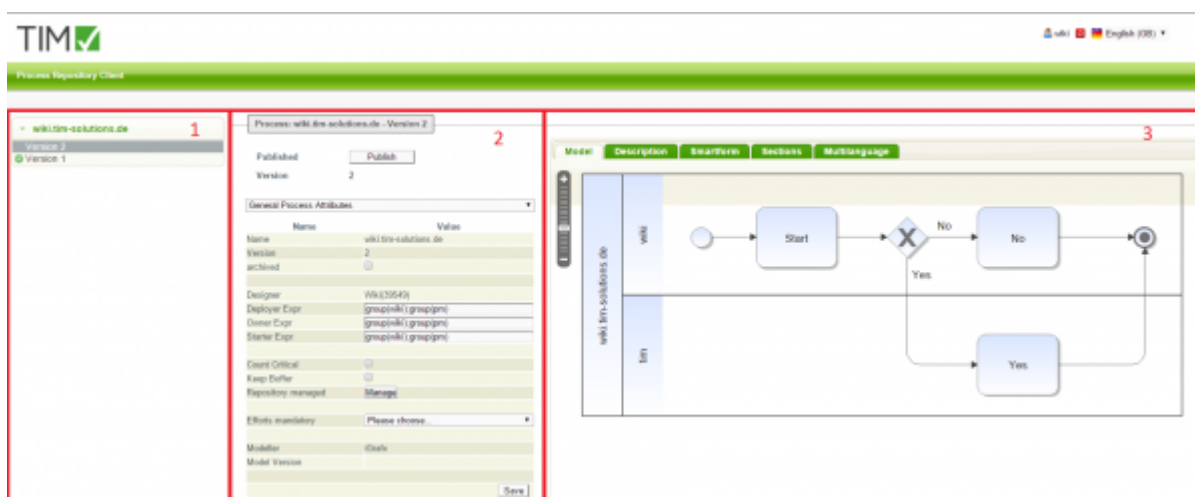


Process Repository Client (PRC)

The Process Repository Client (PRC) was developed to keep track of individual processes and different versions of their **deployment**. Older versions can be recovered and used again without too much effort. Furthermore, a history of changes implemented since the last version is documented by the PRC. The latter feature is meant to provide an overview and enables a swift and effective reaction to a broad range of customer needs.

To use this client the role **Processdesigner** has to be assigned!

Overview of the Process Repository Client



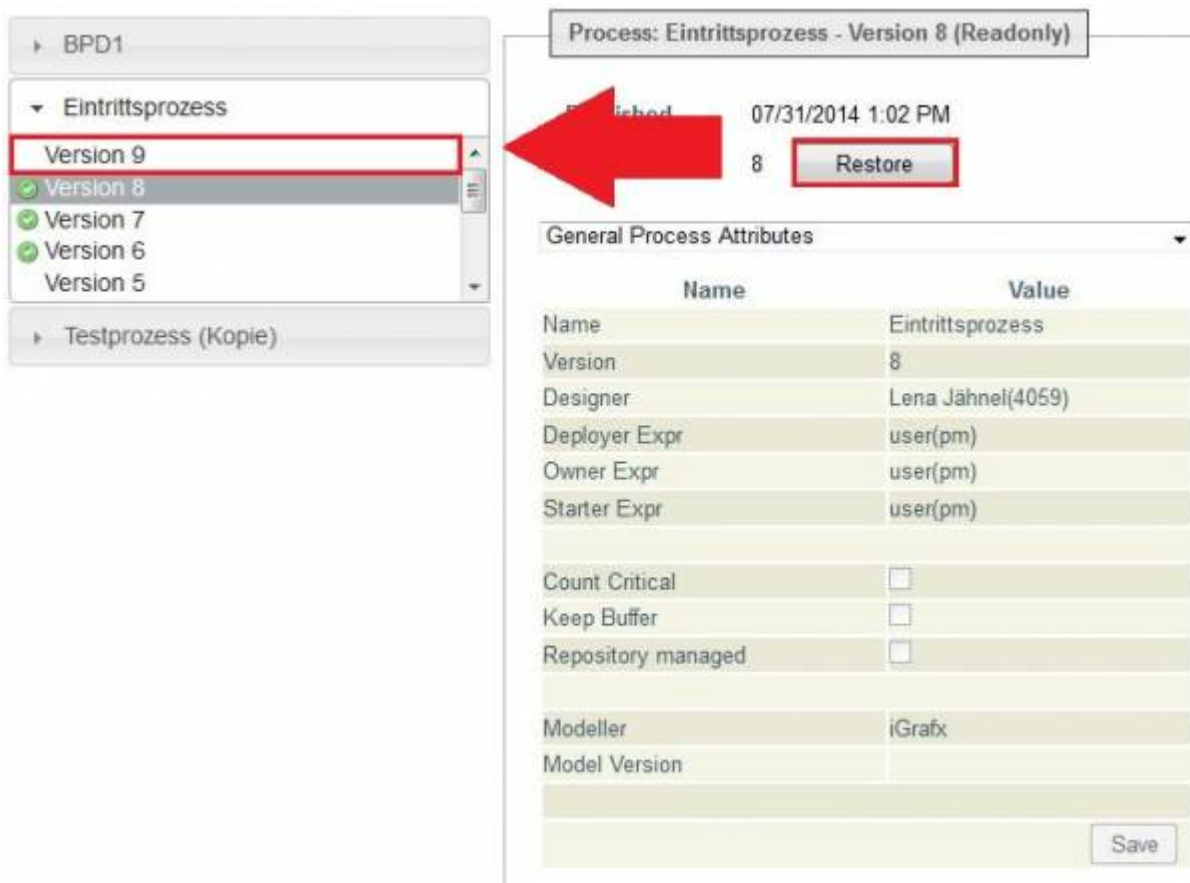
Element	Beschreibung
1	A list of all the different processes is provided in this section. By clicking on a specific process a drop-down menu appears which provides a list of different versions of a process. By selecting a version an information box will show up in element 2 .
2	Here the general information of individual process versions can be shown. This includes name, publisher, date and more.
3	In this section the process can be enriched in general. If a process is to be e.g. accompanied by a Smartform , you can set it up in the corresponding tab.

Restoring

To edit a process it must **not** be published. Published processes can be identified by a green-white symbol in front of the version. At the restoring of a version all information of the current version are copied into the newest version.

If a older process verison is to be restored, a e.g. newer **smartform** has to be taken over manually!

After having selected the desired version which is supposed to be restored, a new version will be generated by the PRC after clicking on the button "Restore". This newly generated version will be assigned the next consecutive version



number in line. The new version can then be edited by any user due to the fact that at this stage it has not been properly deployed yet, which in turn means that it will not have the status of read-only.

Restoring can take a lot of time depending on the size of the process!

Editing

The following section describes how the process can be changed in a simple and quick way by using the PRC:

Deployer, owner and starter

Process: wiki.tim-solutions.de - Version 2

Published

Version 2

General Process Attributes

Name	Value
Name	wiki.tim-solutions.de
Version	2
archived	<input type="checkbox"/>
Designer	Wiki(39549)
Deployer Expr	group(wi
Owner Expr	group(wiki)
Starter Expr	group(wiki), group(pri)
Count Critical	<input type="checkbox"/>
Keep Buffer	<input type="checkbox"/>
Repository managed	<input type="button" value="Manage"/>
Efforts mandatory	Please choose...
Modeller	iGrafx
Model Version	

By clicking on a restored version which has not yet been deployed, the three main assignments of a process can be changed. The input happens with an autocomplete, which makes suggestions which groups match the current input.

Count Critical

Activates or deactivates the [CPM calculation](#) for this process.

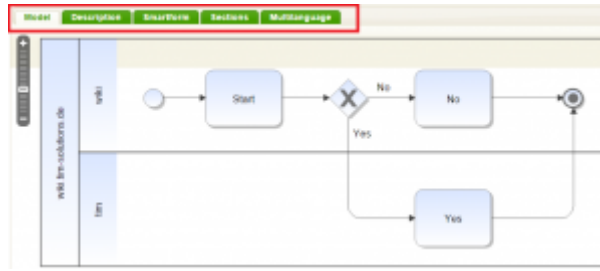
Keep Buffer

If a task is finished earlier than planned, the remaining time is transferred to the next task. By doing this if e.g. a task is not finished in time, the whole process can still be finished in time.

Efforts mandatory

If efforts have to be maintained in this process, it can be determined with this dropdown. It can be chosen between cost, time and cost or time.

Model, description, Smartform and section



Modell

The model itself can't be changed with regard to its form. But, what can be changed are settings for certain tasks and activities. Individual tasks can be selected by accessing them via the process model or, alternatively, via the drop-down menu (see element 2).

If the process is deployed via a [modelling tool](#), which is currently not lead as a partner, the selection via the processmodel is dropped.

Description

Here a description or additional information can be put. These are available to all users in all clients.

Smartform

Here either a [HTML-Smartform](#) can be incorporated or a form can be created with the [Smartform Suite](#)

Sections

In this tab a [section handling](#) can be put to protect sections from unwanted access. If the [Smartform Suite](#) is used, the interpretation of sections is dropped.

Multilanguage

If the same process is needed in multiple languages, it can be realized in this tab. To do this the

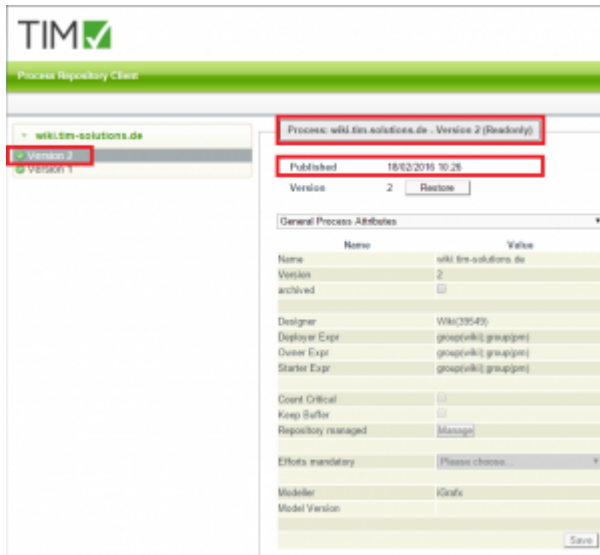
Model	Description	Smartform	Sections	Multilanguage
Please choose...			Default language	de-DE
Process definition				de-DE
Name	wiki.tim-solutions.de			german.wiki.tim-solutions.de
Description	English Description			German Description / Deutsche Beschreibung
Swimlanes			Default language	de-DE
Name	wiki			
Name	tim			
Activity			Default language	de-DE
Name	Start			
Description	English Description			German Description / Deutsche Beschreibung
Tasks				
Name	Start			
Description				German Description / Deutsche Beschreibung
Activity			Default language	de-DE
Name	exclusiveGateway_1			
Description				
Activity			Default language	de-DE
Name	No			Nein
Description	English Description			German Description / Deutsche Beschreibung
Tasks				
Name	No			Nein
Description	English Description			German Description / Deutsche Beschreibung
Activity			Default language	de-DE
Name	Yes			Ja
Description				
Task				

t, based on it translations can be made for individual elements. When a user switches his [client](#) to German, he gets the process with the **de-DE** information. If a translation is not made, the **default language** is used.

Which languages a user has lodged can be taken from the [userprofile](#).

Veröffentlichen

The process is not editable after publishing.



The changed process has to be reintegrated into TIM after all changes have been applied. This can effectively be done by clicking on the button “Publish”(see element 2), which is confirmed via the green symbol in front of the version.

In addition, the date and the exact time of publication will be shown. This version again will afterwards have read-only status assigned.

From:

<https://wiki.tim-solutions.de/> - **TIM Wiki** / **[NEW TIM 6 Documentation](#)**

Permanent link:

<https://wiki.tim-solutions.de/doku.php?id=en:software:tim:processrepository>

Last update: **2021/07/01 09:52**

