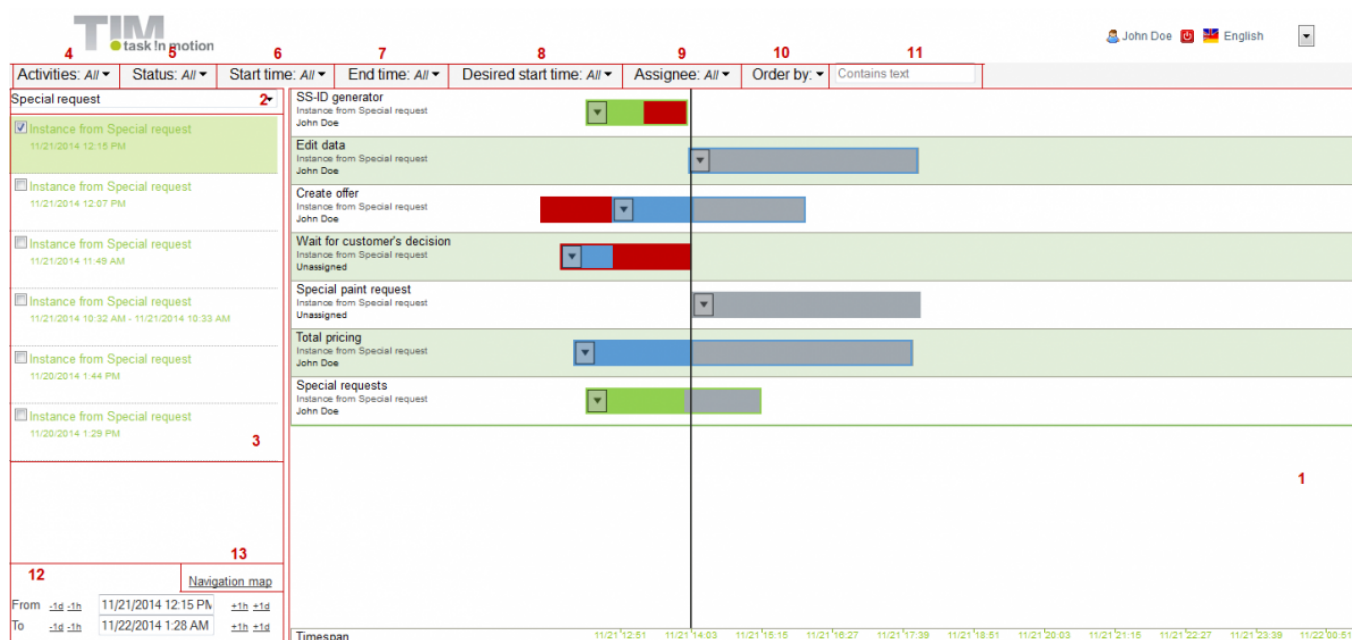



Fix Me! This page is not fully translated, yet. Please help completing the translation.
(remove this paragraph once the translation is finished)

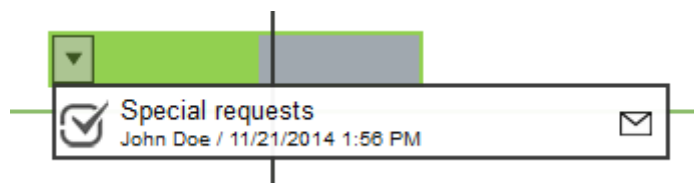
Processmonitoring Client (PMC)

The Processmonitoring Client provides an overview of the time lapse of a process. This feature can only be used when specific times for all activities have been defined and the [CPM](#) has been activated. Within the PMC the estimated timing of events is displayed in a diagram.





Element	Description
1	In this section temporal progress is depicted by a diagram. The vertical black line indicates the current time line. Each activity has its own dedicated time line with its length corresponding to the estimated time required for processing assignments. An activity which is currently undergoing processing is highlighted by a blue color-code. An activity is highlighted by green color if it is successfully completed within the predefined time frame. Furthermore, the degree of the filling of this bar represents the lapsed time the processing of this particular activity required. If an activity takes longer than initially expected, the entire time line will be highlighted in red color-code. The background of the rows representing distinct activities is alternately colored either light green or white for reasons of distinguishing between different activities.
2	The preferred process definition can be selected via this drop-down menu.
3	Each of the process instances related to the selected process definition is distinctively shown in a list. The most recent instances appear on top of this list.
4	In case of selected process instances this options gives the unique opportunity to determine which activity should be shown.
5	This options enables the decision to exclusively display activities with a certain status .
6	This field allows you to decide if only activities with starting points within a certain time range will be displayed.
7	At the same time activities with ending points lying within a certain time range may be shown.
8	This option gives you the discretion to only display activities with expected starting points matching a certain time range.







Element	Description
9	This field enables you to decide if only activities will be shown which are assigned to a certain user in his or her capacity as an assignee .
10	The list of all activities can be arranged and sorted according to a wide range of elements.
11	Within this search field filters can be applied to the list of activities.
12	With this option the settings of a certain time range can be changed in order to search more effectively for desired activities. In this option settings relating to the dates of starting and ending like days (d) and hours (h) can be selected.
13	<p>With the option Navigation map the user can decide which section of the client he would like to view. By rearranging the purple-colored bars a particular section can be displayed and enlarged as desired.</p> 


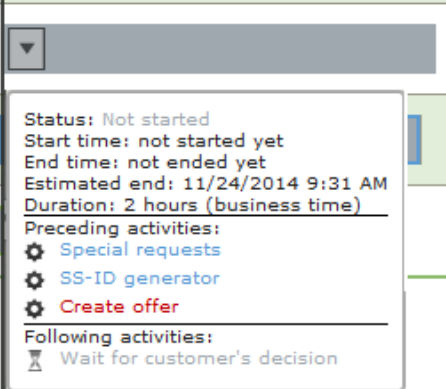

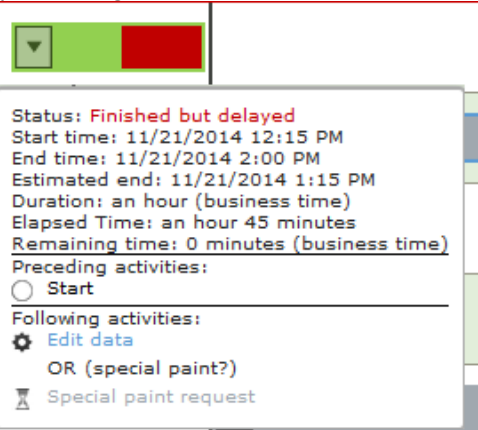


Relevant information will be shown by clicking on the arrow displayed in each row representing an [activity](#) of an [instance](#). The arrow opens a drop-down menu. This additional window panel shows how many tasks within the selected activity have been [finished](#) by now. In addition, information on the person responsible for executing as well as the point in time for ending is provided.





Definition of bars

Element	Description
	<p>This bar indicates that the task has been finished even before the predetermined ending point lapsed. The remaining time will be color-coded in grey. The color-code of the bar will be depicted completely in green if there is not any time left for further processing. Mouse over information:</p>  <div data-bbox="790 1657 1364 2004"> <p>Status: Finished Start time: 11/21/2014 12:15 PM End time: 11/21/2014 1:56 PM Estimated end: 11/21/2014 3:15 PM Duration: 3 hours (business time) Elapsed Time: an hour 40 minutes Remaining time: an hour 20 minutes (business time) Preceding activities: ○ Start Following activities: ⚙ Total pricing OR (Pricing special request?) ⌚ Special paint request</p> </div>

Element	Description
	<p>The blue color-code of the bar indicates that the task is still work in progress. The grey colored area shows how much time still remains to finish this task. Mouse over information:</p>  <div data-bbox="790 353 1364 694"> <p>Status: In progress Start time: 11/21/2014 2:50 PM End time: not ended yet Estimated end: 11/24/2014 9:20 AM Duration: 3 hours (business time) Elapsed Time: an hour 11 minutes <u>Remaining time: an hour 49 minutes (business time)</u> Preceding activities: ○ Start Following activities: ⌚ Edit data OR (special paint?) ⌚ Special paint request</p> </div>
	<p>In this case the task is still being processed (hence the blue color-code). But the red color-code indicates that the time limit for the completion of the task is already over. Mouse over information:</p>  <div data-bbox="790 996 1252 1276"> <p>Status: In progress but due Start time: 11/21/2014 2:50 PM End time: not ended yet Estimated end: 11/21/2014 3:00 PM Duration: 10 minutes (business time) Elapsed Time: an hour 11 minutes <u>Remaining time: 0 minutes (business time)</u> Preceding activities: ○ Start Following activities: ⌚ Special paint request</p> </div>
	<p>This bar provides information that the task is currently being processed but that work on it was only started with some time delay. The red color-coded part of the bar represents the time difference between the originally intended starting point and the actual starting point. In case a task has been started with some delay but was still finished while meeting the time limit the corresponding section of the bar will change to the color green. Mouse over functionality:</p>  <div data-bbox="829 1646 1404 1993"> <p>Status: In progress Start time: 11/21/2014 2:50 PM End time: not ended yet Estimated end: 11/24/2014 9:20 AM Duration: 3 hours (business time) Elapsed Time: an hour 11 minutes <u>Remaining time: an hour 49 minutes (business time)</u> Preceding activities: ○ Start Following activities: ⌚ Total pricing OR (Pricing special request?) ⌚ Special paint request</p> </div>

Element	Description
	<p>The grey colored bar symbolizes the status that a task has not been started yet. Mouse over information:</p> 
	<p>This bar provides information that even though the task was eventually finished there had been some delay during processing.</p> 

Symbols

Element	Description
	This symbol indicates that the task has been finished.
	This symbol provides information that the task is still being processed.
	This symbol represents the status that this task can't be started yet because another preceding task has to be finished yet. (This symbol is only displayed in mouse over mode)
	This symbol enables the sending of e-mails to the person responsible for the execution of a task.

From:

<https://wiki.tim-solutions.de/> - **TIM Wiki** / [NEW TIM 6 Documentation](#)

Permanent link:

<https://wiki.tim-solutions.de/doku.php?id=en:software:tim:pmc&rev=1418035935>

Last update: **2021/07/01 09:54**

