






## Activities

A process consists of a range of activities, which are executed in a specific order. A process only continues once an activity has been completed. An activity consists of one or more tasks that must all be completed before the activity can be considered as completed. See [structure of a process](#).

An activity can contain multiple tasks and is activated as soon as the process flow reaches the activity.

All activities are displayed in a list in the [Processmanager Client](#) as soon as an instance is selected.

Activities 	Tasks	My Tasks	My finished Tasks			
Name 	Start			Progress Task	LFT	Status
Identify & Describe the Problem	24.11.2014 17:35			0 / 1	31.12.2015 09:00	
<b>1</b>	<b>2</b>	<b>3</b>	<b>4</b>	<b>5</b>	<b>6</b>	<b>7</b>

The information displayed in this list can be [configured](#) arbitrarily.

Element	Description
<b>1</b>	Name of the activity
<b>2</b>	Time at which the activity started
<b>3</b>	With this symbol, the menu in which documents can be uploaded and viewed is directly accessed. If the symbol is colored-in, then uploaded documents exist.
<b>4</b>	With this symbol, the menu in which notes can be uploaded and viewed is directly accessed. If the symbol is colored-in, then notes have been stored.
<b>5</b>	The number of completed tasks in the selected activity and how many tasks there are in total is shown here.
<b>6</b>	The latest possible finish time (LFT) for this activity is shown here. See <a href="#">CPM</a> .
<b>7</b>	The traffic-light symbol illustrates if the activity is on schedule. See <a href="#">CPM</a> .

From:

<https://wiki.tim-solutions.de/> - **TIM Wiki** / [NEW TIM 6 Documentation](#)

Permanent link:

<https://wiki.tim-solutions.de/doku.php?id=en:software:tim:activities&rev=1453794344>

Last update: **2021/07/01 09:55**

