

BorderValueHandler

Description

The [handler](#) compares the value of a [process variable](#) with the border value passed to it and sets a new [process variable](#). This will be used later in the process with the help of the [VariableDecisionHandler](#) to send [the prozess](#) in the right direction.

Action Class

```
com.dooris.bpm.actionhandler.BorderValueHandler
```

Event Type

any type

Action Name

any name

Mandatory Fields

-

Parameter

variableName

Name of the variable in which to be assessed amount contains. (see [Example](#))

borders

The borders values with which the amount will be matched and the potential content of the new [process variable](#).(separated by spaces and question mark)

The outgoing transitions from the [VariableDecisionHandler](#) must need the ID equivalent to the potential contents. (see [Example](#))

decisionName

Name of the new process variable which can guide the process with the [VariableDecisionHandler](#) in the right direction (see [Example](#)).

Important!

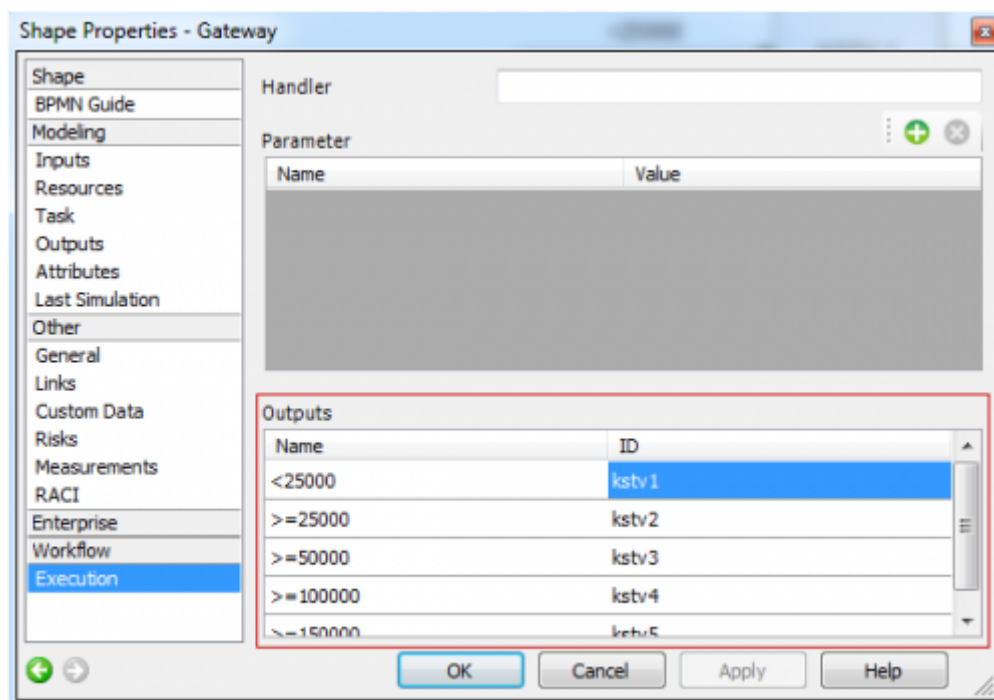
Coding the border value sign:

```
> --> GT
< --> LT
>= --> GTEQUALS
<= --> LTEQUALS
```

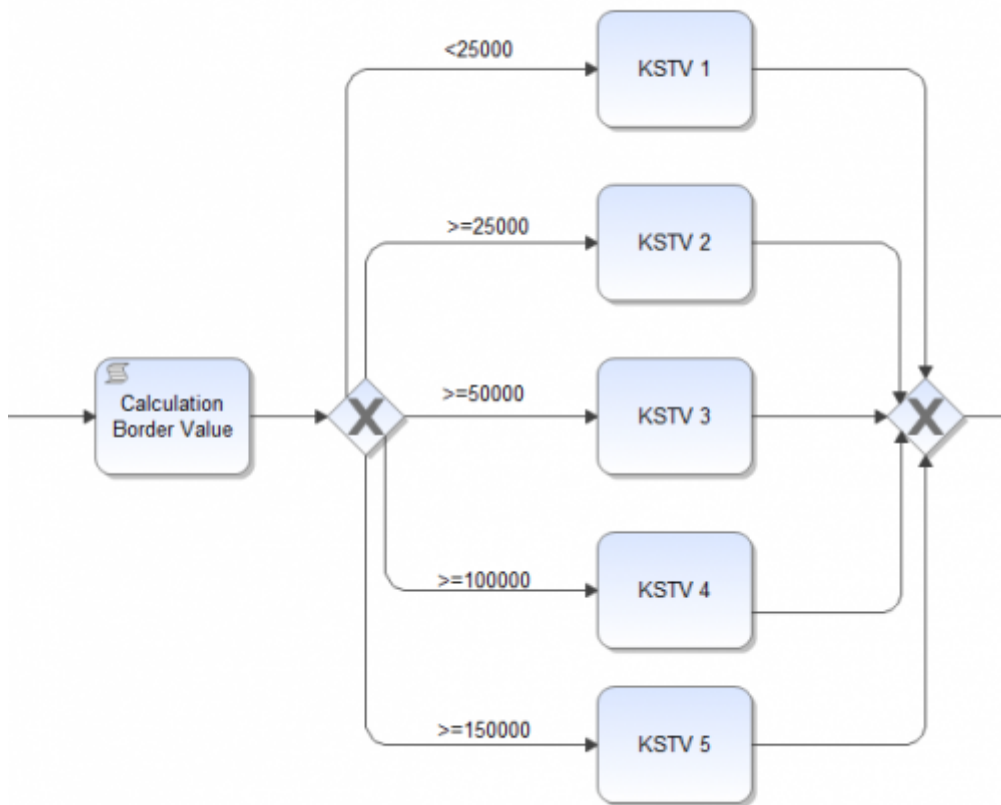
Example

borders=LT 25000 kstv1?GTEQUALS 25000 kstv2?GTEQUALS 50000 kstv3?GTEQUALS 100000 kstv4?GTEQUALS 150000 kstv5

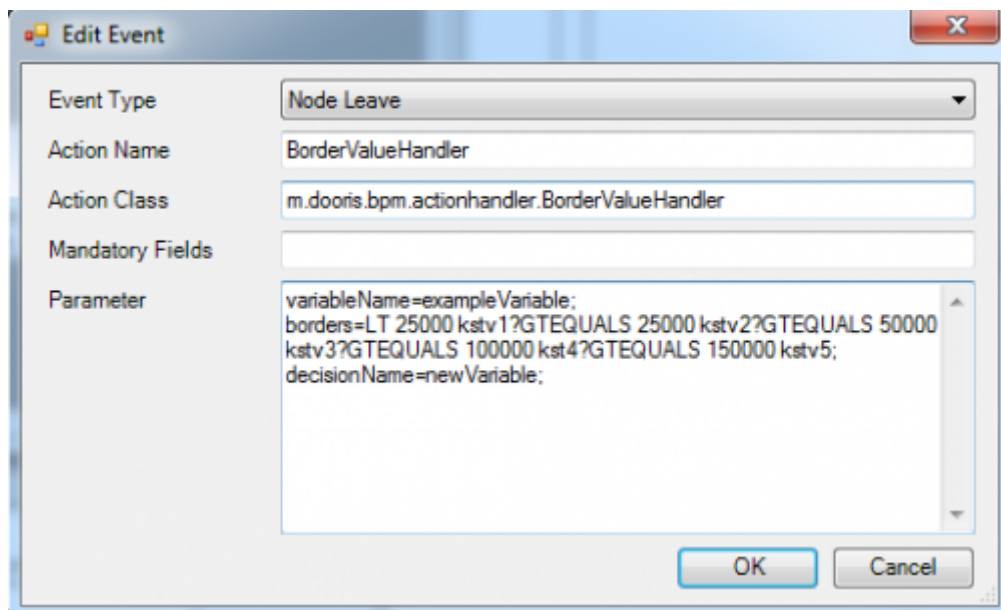
[Transition Name:](#)



[Example Process:](#)



Example Parameter:



From: <https://wiki.tim-solutions.de/> - **TIM Wiki** / [NEW TIM 6 Documentation](#)

Permanent link: <https://wiki.tim-solutions.de/doku.php?id=en:software:tim:actionhandler:bordervaluehandler&rev=1449084231>

Last update: **2021/07/01 09:54**

