

BorderValueHandler

Description

This [handler](#) compares the value of a [process variable](#) with the border(threshold) value passed to it and sets a new [process variable](#). This will be used later in the process with the help of the [VariableDecisionHandler](#) to send [the process](#) in the right direction.

Action Class

```
com.dooris.bpm.actionhandler.BorderValueHandler
```

Event Type

any type

Action Name

any name

Mandatory Fields

-

Parameter

variableName

Name of the variable to which the amount being assessed belongs. (see [Example](#))

borders

This indicates the threshold values with which the figure will be matched, as well as the potential content of the new [process variable](#)(separated by spaces and question mark).

The transitions based on the [VariableDecisionHandler](#) require technical, unique names that reflect the

potential content (see [Example](#))

decisionName

Name of the new process variable that can guide the process with the [VariableDecisionHandler](#) in the right direction (see [Example](#)).

Important!

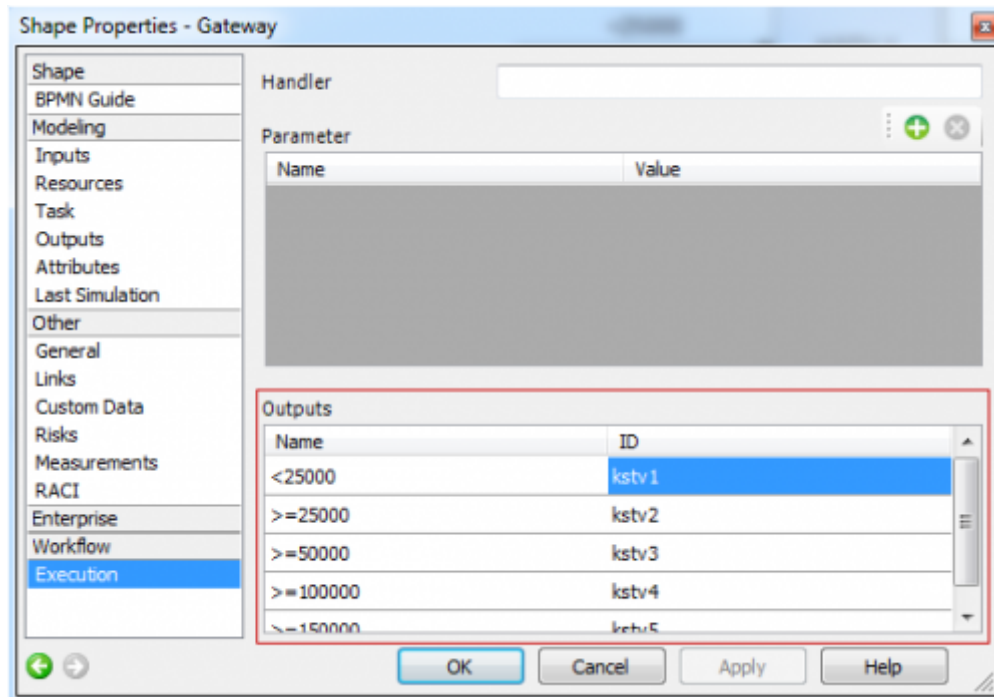
Coding the threshold value sign:

```
> --> GT
< --> LT>= --> GTEQUALS
<= --> LTEQUALS
```

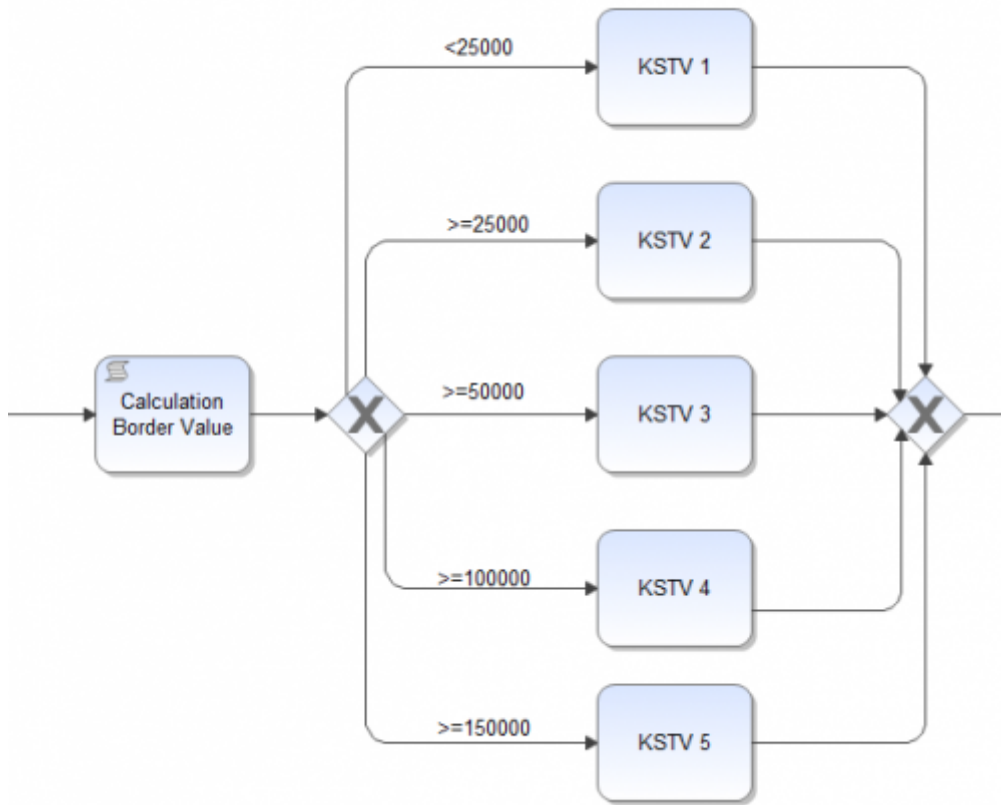
Example

borders=LT 25000 kstv1?GTEQUALS 25000 kstv2?GTEQUALS 50000 kstv3?GTEQUALS 100000 kst4?GTEQUALS 150000 kstv5

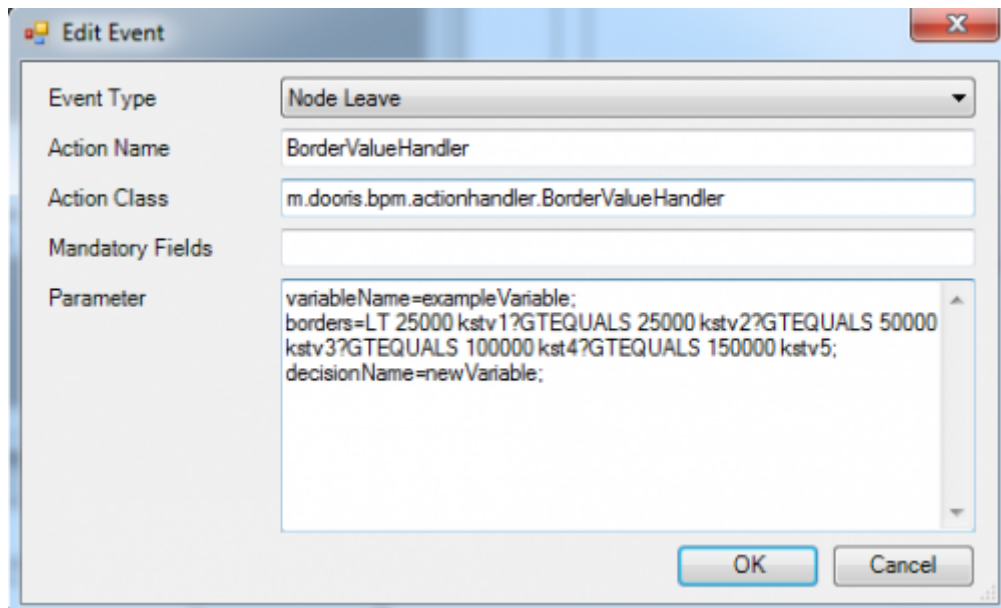
Transition Name:



Example Process:



Example Parameter:



From: <https://wiki.tim-solutions.de/> - **TIM Wiki** / **NEW TIM 6 Documentation**

Permanent link: <https://wiki.tim-solutions.de/doku.php?id=en:software:tim:actionhandler:bordervaluehandler>

Last update: **2021/07/01 09:52**

